

## Lifting Beams | 1/2 -40 Ton | Model 20 | Low Headroom

### Low Headroom Multiple Spread Lifting Beam



#### Product Features:

- Beams over 4' have 3 spreads
- 3' & 4' beams have 2 spreads.
- Swivel hooks with hook latches standard.
- Wide range of sizes and capacities available.
- Designed and manufactured to ASME standards.

#### Standard Feature

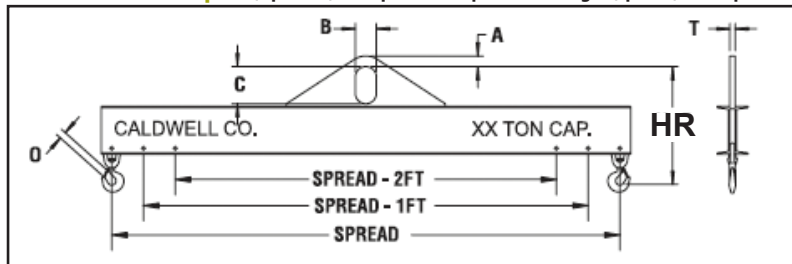
##### Three spreads to adjust to the load:

- Outside spread
- Middle spread (outside less 1')
- Inside spread (outside less 2')

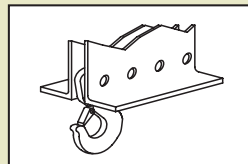
Specifications					
Capacity (tons)	Model Headroom (in.) Weight (lbs.)	Outside Spread in Feet			
		8	10	12	14
10	Model Headroom (in.) Weight (lbs.)	—	20 – 10 – 10 30 3/4 775	—	21 – 10 – 14 30 3/4 1,075
15	Model Headroom (in.) Weight (lbs.)	—	20 – 15 – 10 33 1/2 820	—	—
20	Model Headroom (in.) Weight (lbs.)	20 – 20 – 8 38 3/4 710	20 – 20 – 10 41 1/2 1,070	20 – 20 – 12 41 1/2 1,235	—

*Green shading reflects rental inventory.*

#### Recommended Faspins (Option B) if frequent hook position changes (spread) are required.

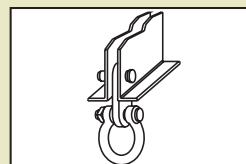


#### RENTAL OPTION ONLY



**Option A (10-15 ton Models)**  
**Extra Holes or Different Placement of Holes**  
 Allows multiple hook positioning beyond standard 3 spreads. Specify number and spread(s) required.

#### RENTAL OPTION ONLY



**Option E (20 ton Models)**  
**Shackle Lug**  
 For ease of positioning hooks with quick release. Specify number of faspins required.